

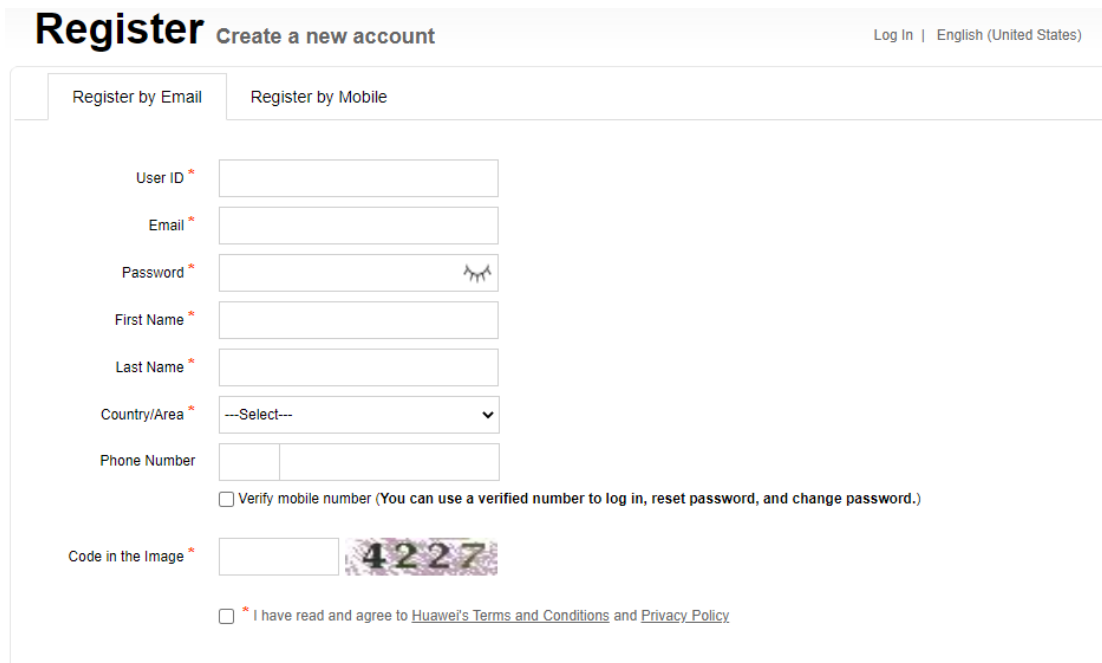


Гайд по работе на платформе Talent online Huawei

1. [Инструкция по регистрации студента на платформе](#)
2. [Гайд по работе с учебными материалами](#)
3. [Инструкция по регистрации преподавателя ИКТ Академии](#)
4. [Инструкция по открытию класса](#)
5. [Гайд по работе преподавателя в классе](#)
6. [Инструкция по получению ваучера студентом](#)
7. [Инструкция по утверждению ваучера преподавателем](#)
8. [Инструкция по утверждению ваучера администратором](#)

Инструкция по регистрации студента на платформе

Если у Вас нет аккаунта HUAWEI, зарегистрируйте его на платформе Talent online <https://e.huawei.com/en/talent/#/>




Register Create a new account Log In | English (United States)

Register by Email | Register by Mobile


User ID *

Email *

Password * 


First Name *

Last Name *

Country/Area * ---Select--- 

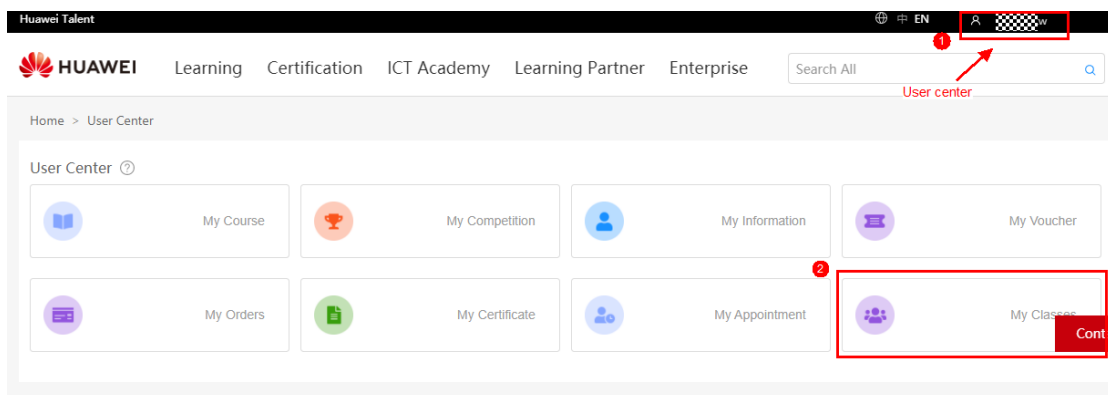
Phone Number

Verify mobile number (You can use a verified number to log in, reset password, and change password.)

Code in the Image * 

* I have read and agree to [Huawei's Terms and Conditions](#) and [Privacy Policy](#)

1. Зайдите в свой личный кабинет на Talent Online: *User Center- My classes*
<https://e.huawei.com/en/talent/#/>



2. Введите *Invitation code*, который пришлет куратор

Home > User Center > My Classes


Organizer Class Status Enter your class name in university

No Data

Total 0 Pieces

Введите сюда Ваш invitation code, который прислал куратор

3. Зарегистрируйтесь в классе



Test

Academy	<input type="text" value=""/>	Class Code	ACTECH_NET_DATAACOM210806...
Technology	Datacom	Instructor	<input type="text" value=""/>
Certification	HCIA	Registered	0 Person
Start Date	2021-08-16	Class Status	Upcoming
End Date	2021-09-03		

Нажмите на кнопку Registration

Registration

* Name:

* Email:

* Phone number:

Major:

Class:

Student ID:

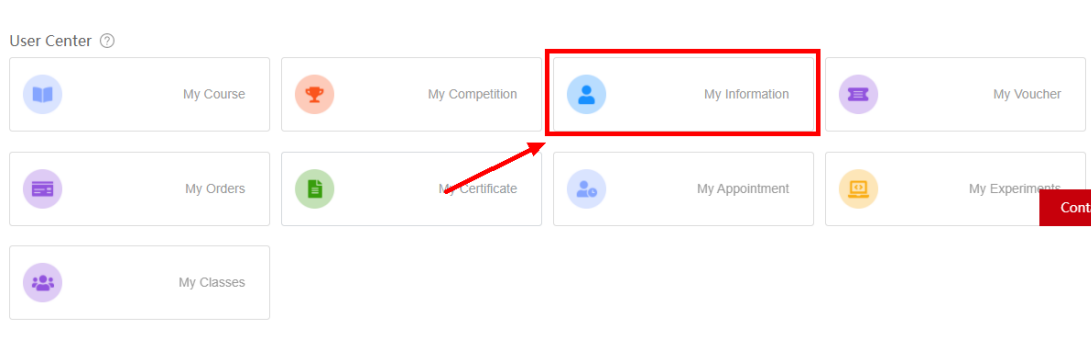
Enrollment Year:

Note: If the information above is incomplete or incorrect, please go to [My information-Basic Certification Info](#) to modify.

Huawei will collect and process your personal data based on your purpose of using the products or services provided by this platform. your personal data collected by Huawei may be processed or accessed in the country/region where you use our products and services or in other countries/regions where Huawei or its affiliates, subsidiaries, service providers or business partners have a presence. For additional information on how Huawei will process your data please refer to the [Privacy Policy](#)

I have read and agreedd to [Privacy Policy](#)

4. Теперь, чтобы проверить Вашу заявку, нужно зайти в раздел **My information**



5. Статус **Pending** означает, что заявка отправлена Вашему куратору. После подтверждения Вы присоединитесь к классу и зарегистрируетесь в ИКТ Академии

personal information (On the current page, please perform the following steps to complete identity verification: STEP 1, Click [Basic Certification Info], add your email address; STEP 3, Click [Identity verification], complete the verification.)

Last Name	<input type="text"/>	First Name	<input type="text"/>
Email	<input type="text"/>	* Phone No.	<input type="text"/> 2935

Role Information Pending [Retract Application](#) ?

You have submitted an application for joining a class. Once the instructor of the class approves the application, you will join the class and the acader approves the application, you do not need to apply for it again.

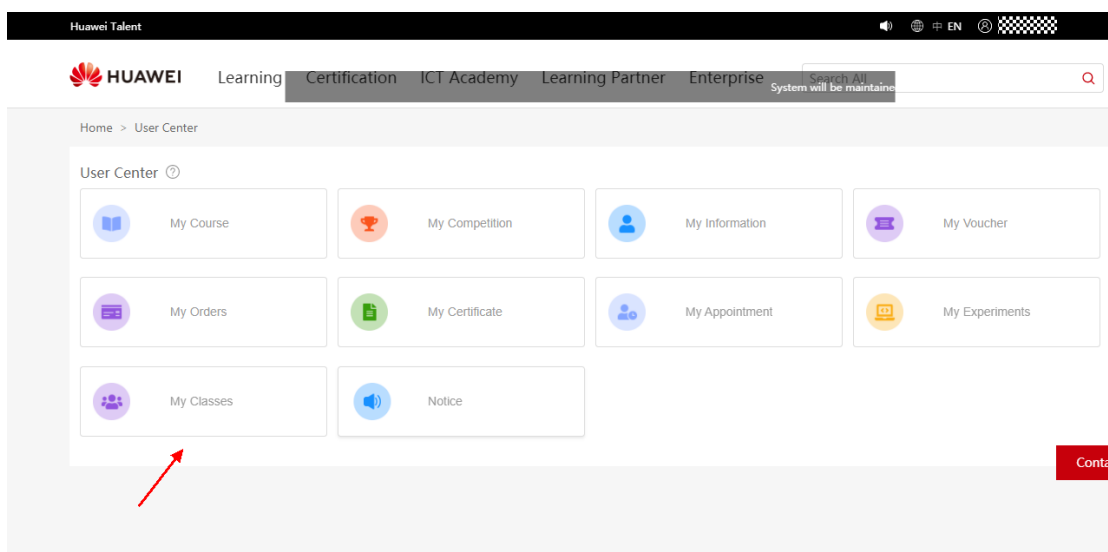
My Role ?

* Country/Region Russian Federation * My Academy NUST MISiS

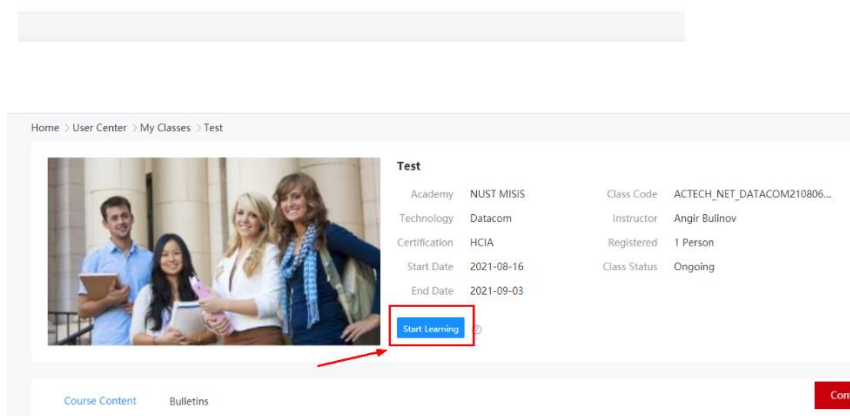
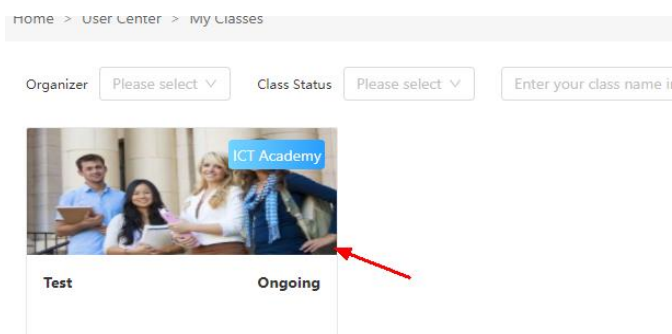
Class	Student ID	Enro
-------	------------	------

Гайд по работе с учебными материалами

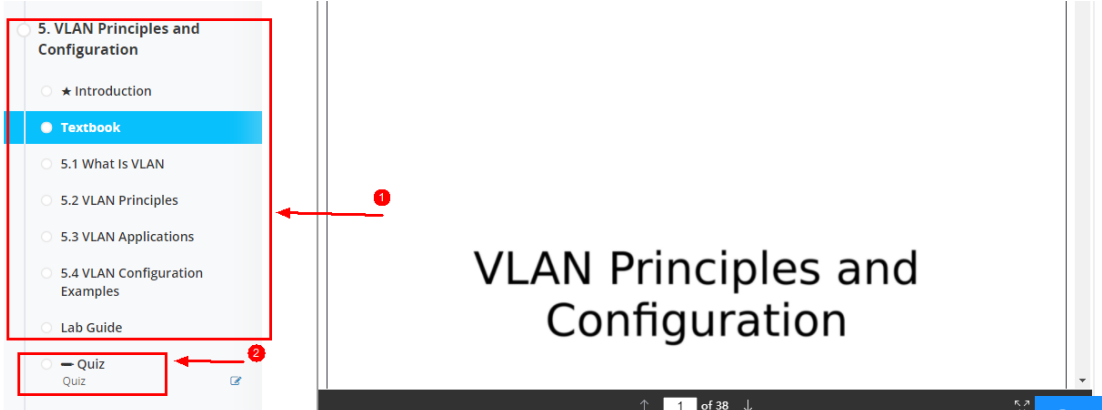
1. Откройте вкладку My Classes в User center



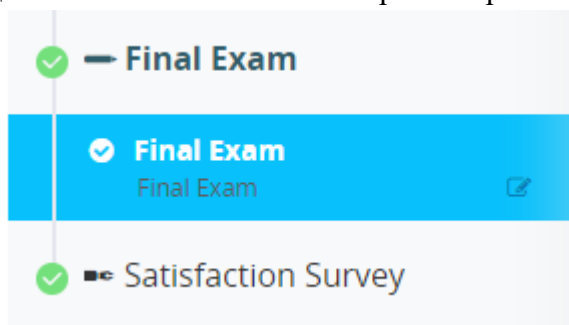
2. Откройте ваш класс



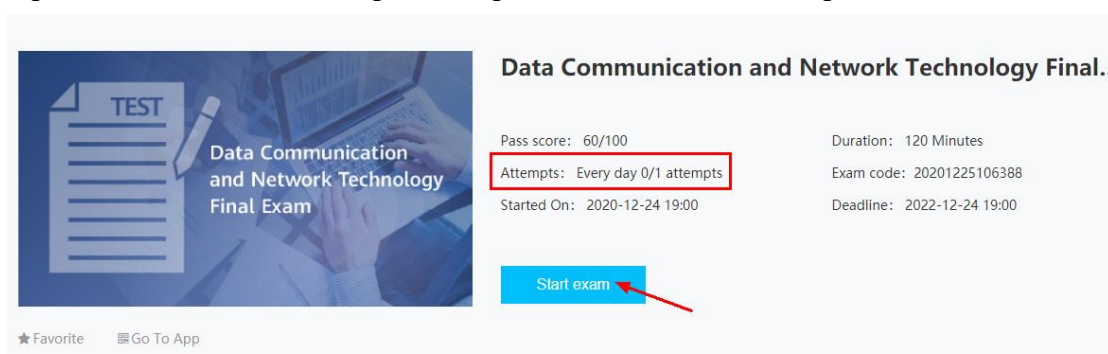
3. В конце каждой темы есть возможность пройти тестирование



4. В разделе Final Exam вы можете пройти пробный экзамен



5. Пробный экзамен можно пройти ограниченное количество раз в день



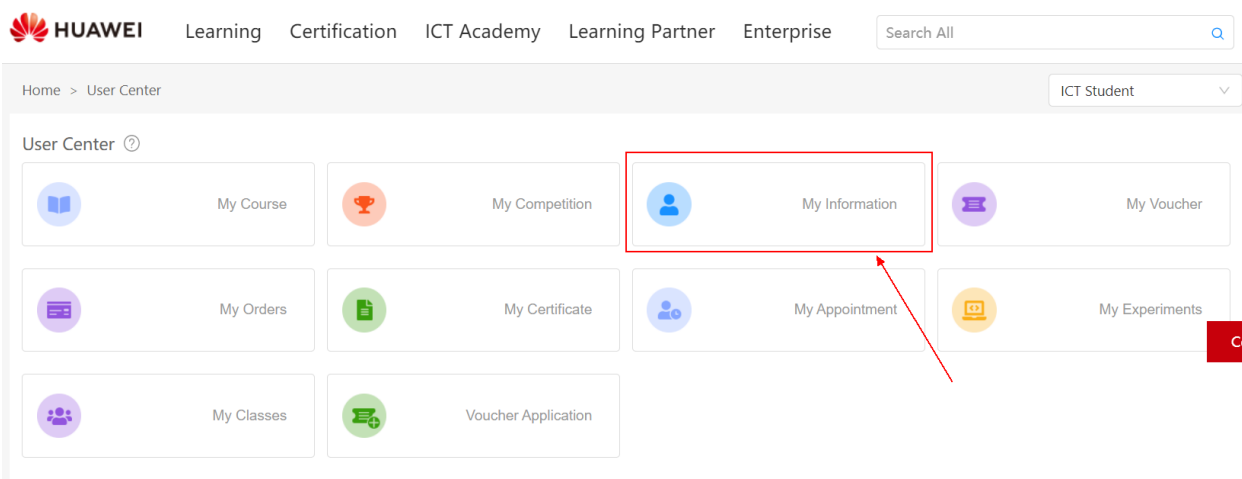
Инструкция по регистрации преподавателя ИКТ Академии

Для того, чтобы зарегистрироваться в качестве преподавателя ИКТ Академии необходимо:

1. Зайти на портал <https://e.huawei.com/en/talent/#/>



2. Открыть личный кабинет
3. Открыть вкладку “My Information”



4. Выбрать “My Role” – “ICT Academy”

Role Information

My Role:

Huawei will collect and process your personal information for your purpose and service. For additional information on our data processing policy, please refer to our privacy policy.

Please select

ICT Academy

HALP

5. Выбрать ICT Academy Instructor

Role Information

My Role: ?

Huawei will collect and process your personal data based on your use of our products or services accessed in the country/region where you use our products and services or in other countries/regions where Huawei or its affiliates, subsidiaries, service providers or business partners have a presence. For additional information on how Huawei will process your data please refer to the [Privacy Policy](#).

6. Выбрать “My Academy”, Huawei Certification Level HClA, Teaching Direction Network, postal address любое.

Role Information

My Role: ?

* Country/Region: * Huawei Certification Level:

* Teaching Direction: * Postal Address: Required

Huawei will collect and process your personal data based on your purpose of using the products or services provided by this platform. your personal data collected by Huawei may be processed or accessed in the country/region where you use our products and services or in other countries/regions where Huawei or its affiliates, subsidiaries, service providers or business partners have a presence. For additional information on how Huawei will process your data please refer to the [Privacy Policy](#).

* I have read and agreed to Huawei's [Privacy Policy](#)

7. После этого заявка отправится администратору академии. После согласования с его стороны, роль отобразится как «ICT Academy Instructor»

Открытие класса на платформе Talent Online (на примере курса HCIA Datacom)

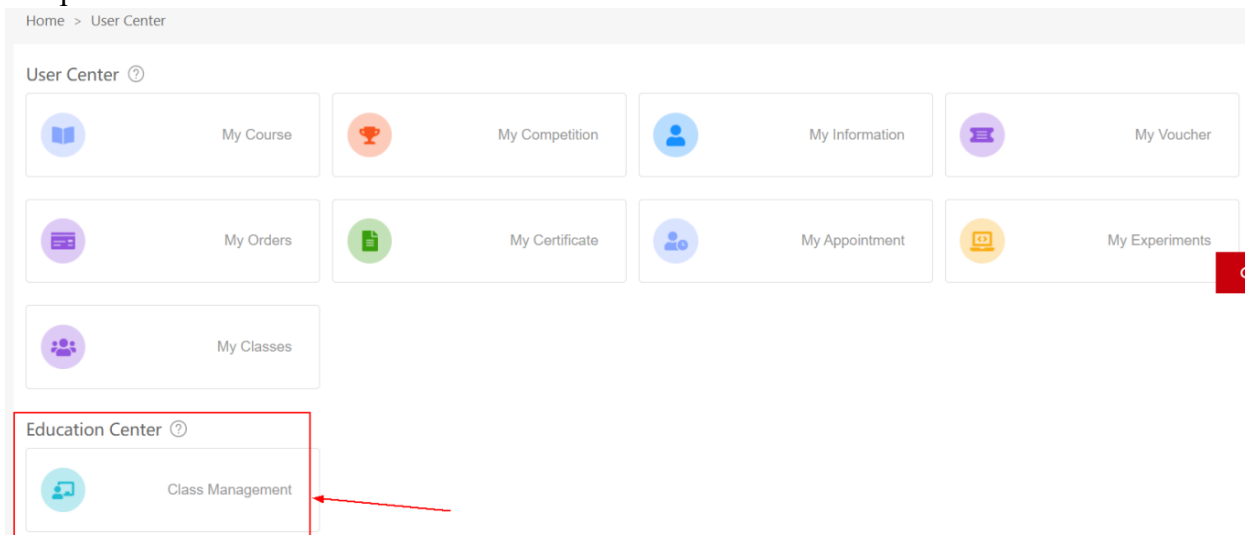
Открытие класса для студентов необходимо при получении ваучеров.

Чтобы студент получил ваучер на экзамен он должен быть:

1. Ассоциирован с ИКТ Академией;
2. “Прокликать” курс HCIA Datacom – это означает что ему необходимо хотя бы быстро просмотреть материал курса в классе, в который он присоединился.

Для того, чтобы студент ассоциировался с ИКТ Академией, ему достаточно присоединиться к классу ИКТ Академии **по коду** регистрации, который генерируется преподавателем.

1. Открыть класс



Search Criteria

Class Name	<input type="text" value="Please enter"/>	Class Satus	<input type="text" value="Select"/>	Technology Direction	<input type="text" value="Select"/>
Class start date	<input type="text" value="Please select"/>	Class end date	<input type="text" value="Please select"/>		

Class List

2. Create Class Export Class Export Record

Course Information

* Technology Direc...

* Course Level

* Course Name
Data Communication and Network Technology

Course introduction

B I U S " " H₁ H₂ X₂ X₂ Normal Normal Sans Serif

3.

Обязательно необходимо выбрать “Course Name” = “Data Communication and Network Technology” для подгрузки материалов по HCIA Datacom.

4. Далее курс Datacom автоматически подгрузится

B I U S " " H₁ H₂ X₂ X₂ Normal Normal Sans Serif

This course is based on the demand for data communications network talent. It is well designed to assess students' vocational ability through theoretical study and aim to harness the skill by experimental projects. This course covers **56 hours** of theory introduction, including basic knowledge of IP networks, Ethernet switching networks, WAN, WLAN, network security, network access, network management and O&M, network service and application basics, and SDN and programming automation basics, and provides **72 hours** of lab exercises. Upon completion of this course, students will be able to assist in designing small-sized enterprise networks and deploy, operate, and maintain Huawei datacom devices. In addition, students will be qualified as network engineers for small- and medium-sized enterprises and lay a solid foundation for further learning.

Figure 1-1 Knowledge graph of Data Communication Network Basics

Data Communication Network Basics

WLAN Basics	WAN technology	Network security, services, and applications	Basics of SDN and Network Automation	Comprehensive Practice
<ul style="list-style-type: none">WLAN Basics	<ul style="list-style-type: none">WAN technology	<ul style="list-style-type: none">Network Security Basics and Network Access<ul style="list-style-type: none">ACL Principles and ConfigurationAAA Principles and ConfigurationNetwork Address TranslationNetwork Services and ApplicationsNetwork Management and OM	<ul style="list-style-type: none">Introduction to SDN and NFVNetwork Programmability and Automation	<ul style="list-style-type: none">Typical Campus Network Architectures and Practices

5. Далее нужно завершить создание класса

Basic Information

Required

* Class name * Class start date * Class end date

* Instructor ⊕ Maximum students

* Require Instructor Approval for Students Joining Classes Yes No

Yes: All users' applications for joining a class must be approved by the instructor.

No: Students of the College apply for class admission without approval.

Note: For users who are not associated with the academy, the instructor needs to approve them one by one in the student information column on the class details page, regardless of whether the class is approved. If the instructor approves the approval, the user joins the class and academy at the same time.

***Примечание:** Если студент не ассоциирован с ИКТ Академией, преподавателю необходимо будет подтвердить его заявку на присоединение к классу. После подтверждения преподавателем, студент будет зачислен и в университет и в класс. Если студент уже привязан к академии, ему необходимо открепиться от своей Академии и присоединиться к классу Summer Camp (или просто создавать второй аккаунт и зайти с него).

Switching Technology Basics Construc

6.

7. После того, как класс будет открыт, сгенерируется код по которому студенты могут присоединиться к классу и ассоциироваться с академией.



Class released successfully!

The class invitation code has been generated: **Hrglcf** and sent to the email address associated with your Huawei account

Follow the process of **Create Class > Add Student > Prepare for Teaching > Start Class** to create your class

8. Код приглашения также можно найти в самом классе

Home > User Center > Class Management > Test

Test Modify Class Cancel Class

Academy	NUST MISIS	Class Code	ACTECH_NET_DATACOM210806...
Technology	Datacom	Instructor	Angir Bulinov
Certification	HCIA	Registered	0 Person
Start Date	2021-08-16	Class Status	Upcoming
End Date	2021-09-03	Invitation code ...	Hrglcf

Start Class

Student Information Teaching Preparations Bulletins

Invitation code Approve Stude... Add One by One Batch Import Download Tem... Import History Delete Export Class Report

Enter a student name or

Invitation code ×

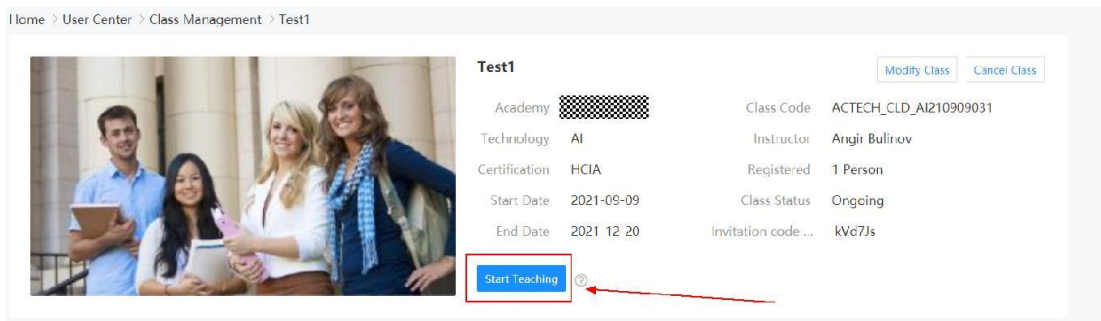
Hrglcf

Copy Class Invitation

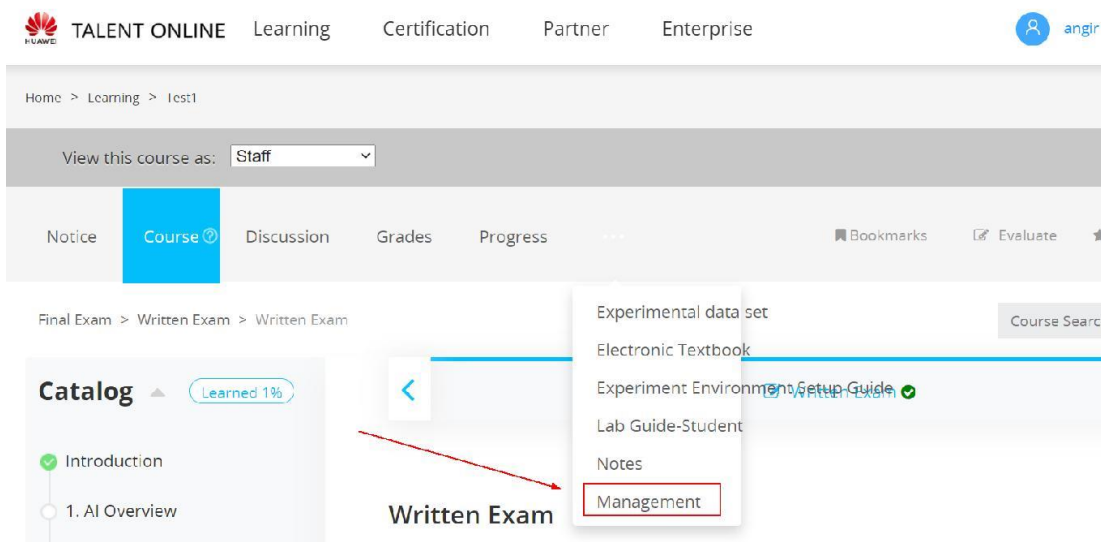
9. Скопировать код и отправить студентам.

Гайд по работе преподавателя в классе

1. Откройте материалы класса



2. Выберите опцию управления классом



3. Нажмите вкладку Class reports

Home > Learning > Test1

Notice Course Discussion Grades Progress ...

Instructor Dashboard

[Review Assignments](#) **Class Reports**

REVIEW ASSIGNMENTS

Final Exam

4. Просматривайте статистику работы студентов в классе по вкладке «Report card». Вы также можете выгрузить статистику, нажав Download Data.

CLASS REPORTS

[Report Card](#) [Exam Paper Analysis](#) [Download Data](#)

No.	Student Name	Student Account	Total Score	Quiz	Multiple ch...	Quiz	Quiz
1	Angir	angir	0	0	0	0	0
2	adminuser	adminuser	0	0	0	0	0
3	Danila	dannyetw	24	0	0	0	0

5. Для загрузки статистики работы студентов нажмите «Generate Course Summary statistics report»

● Reports

For large courses, generating some reports can take several hours. When report generation is complete, a link that includes the date and time of generation appears in the table below. These reports are generated in the background, meaning it is OK to navigate away from this page while your report is generating.

Please be patient and do not click these buttons multiple times. Clicking these buttons multiple times will significantly slow the generation process.

● Comprehensive Report & Learning Record



统计截止时间: 2021-09-10 00:00:00+0800										0 Course_Summary	
用户名(Username)	名字(Name)	昵称(Nickname)	注册时间(Registration Time)	首次学习时间(First Study Time)	通过(Is Passed)	关联id(course)	时长(Study Duration)	成绩(Grade)	数(Discuss)	度(Progress)	
adminuser	adminuser	uni_admincoq	2021-09-09T13:22:37.269+08:00		0		0,00	0	0	0%	
angir	Angir	user_angirvrb	2021-09-09T13:22:44.908+08:00	2021-09-09 13:23:24.359957	0		2,95	0	0	1%	

Инструкция по получению ваучера студентами ИКТ Академий

Экзаменационный ваучер будет действовать в период, не превышающий более 12 месяцев и не может быть продлен или заменен после выдачи (срок действия начинается после даты выдачи ваучера на экзамен). Ваучер будет выдан непосредственно на учетную запись Huawei студентов ИКТ Академии на платформе Talent. Ваучер может быть использован только самими студентами и не может быть передан. Студенты ИКТ Академии Huawei должны соблюдать правила управления ваучерами на экзамен в ИКТ Академии

Правила: <https://e.huawei.com/en/talent/#/news/details?consultationId=1277>

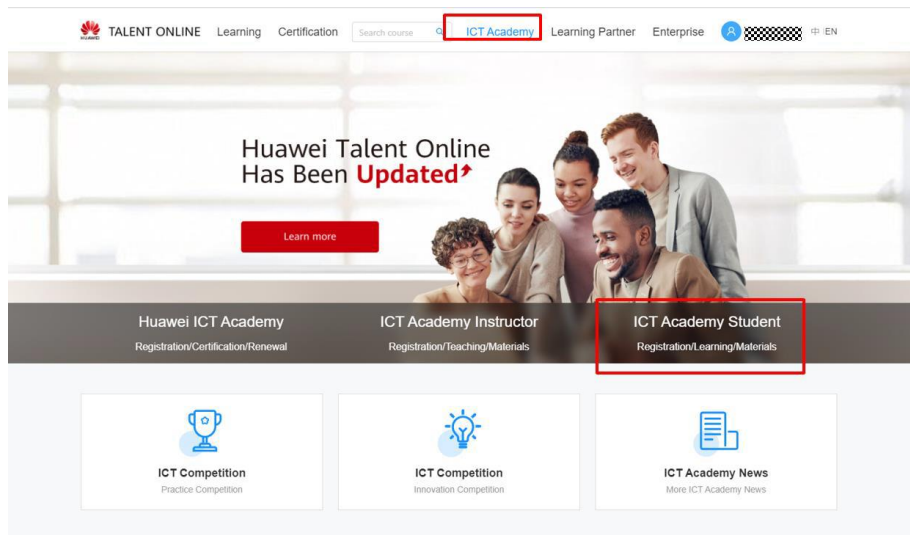
Шаги по получению ваучера для студентов ИКТ Академии.

1. Станьте студентом ИКТ Академии.	Зарегистрируйте учетную запись и присоединитесь к ИКТ Академии
2. Отправьте заявку на ваучер	
3. Дождитесь подтверждения	Проверьте статус заявки и дождитесь утверждения.

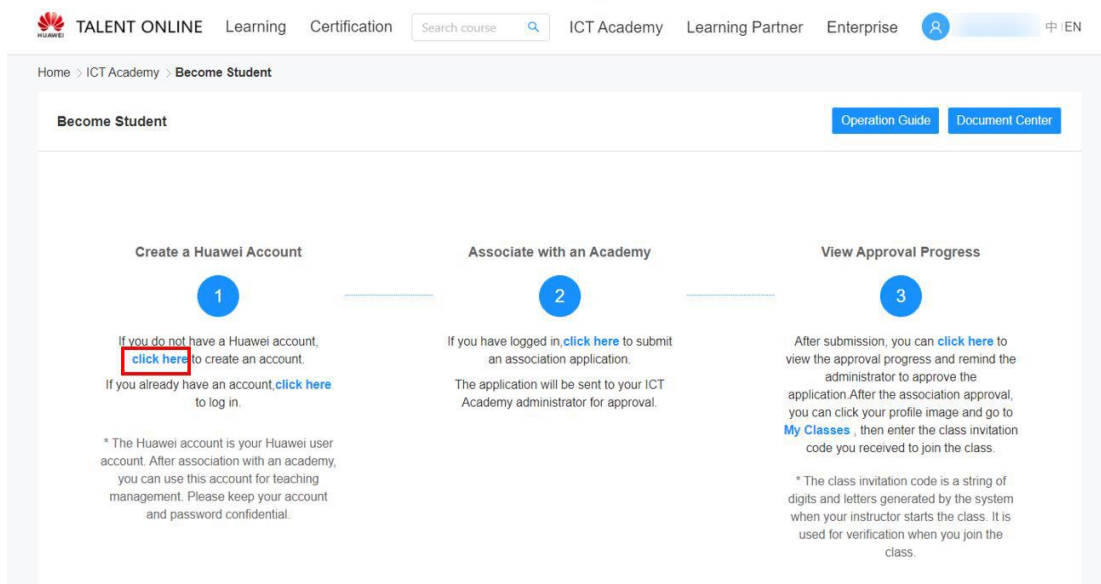
4. Получите ваучер	Студенты могут проверить информацию о выданном ваучере на платформе Talent online

1. Станьте студентом ИКТ Академии

1. Зайдите на сайт <https://e.huawei.com/ru/talent/#/ict-academy/home> и нажмите ICTAcademy



2. Зарегистрируйте Huawei аккаунт



HUAWEI

Register Create a new account

[Log In](#) | [English \(United States\)](#)

Register by Email Register by Mobile

User ID *

Email *

Password *

Confirm Password *

First Name *


Last Name *

Full Name *

Country/Area * ---Select---

Phone Number *

Verify mobile number (You can use a verified number to log in, reset password, and change password.)

Code in the Image * 

* I have read and agree to [Huawei's Terms and Conditions](#) and [Privacy Policy](#)

use your real name, which must be the same as that on your certificates.

TALENT ONLINE [Learning](#) [Certification](#) [ICT Academy](#) [Learning Partner](#) [Enterprise](#) [中](#) [EN](#)

Home > [ICT Academy](#) > [Become Student](#)

Become Student

[Operation Guide](#) [Document Center](#)

1 Create a Huawei Account

If you do not have a Huawei account, [click here](#) to create an account.

If you already have an account, [click here](#) to log in.

* The Huawei account is your Huawei user account. After association with an academy, you can use this account for teaching management. Please keep your account and password confidential.

2 Associate with an Academy

If you have logged in, [click here](#) to submit an association application.

The application will be sent to your ICT Academy administrator for approval.

3 View Approval Progress

After submission, you can [click here](#) to view the approval progress and remind the administrator to approve the application. After the association approval, you can click your profile image and go to [My Classes](#), then enter the class invitation code you received to join the class.

* The class invitation code is a string of digits and letters generated by the system when your instructor starts the class. It is used for verification when you join the class.

Home > User Center > My Information

unitest academy

My Interest Label Basic Certification Info Edit

Personal Information

* Last Name: unitest * First Name: 036 Full Name: unitest

* Email: u**036@huawei.com * Phone No.: +11 121**4222

Role Information

My Role: ICT Academy Student

* My Academy: academy select Major: fny og Class: 班級

Student ID: Enrollment Year: 2019

Huawei will collect and process your personal data based on your purpose of using the products or services provided by this platform. your personal data collected by Huawei may be processed or accessed in the country/region where you use our products and services or in other countries/regions where Huawei or its affiliates, subsidiaries, service providers or business partners have a presence. For additional information on how Huawei will process your data please refer to the [Privacy Policy](#)

*I have read and agree to Huawei's [Privacy Policy](#)

2. Отправьте заявку на ваучер

1. Нажмите “User Center”>“My Voucher”>”Apply”, ”ICTAcademy Student”, выберите “Exam Voucher”/“Discount Voucher”

Home > User Center

User Center

My Course My Competition My Information My Voucher(Old)

My Orders My Certificate My Appointment My Experiments

My Classes My Voucher

Home > User Center > My Voucher

All (3) Exam Voucher (3) Discount Voucher (0) Application Record Apply

Home > User Center > Voucher Application

Application Record ICT Academy Student

Apply ×

Exam Voucher

An exam voucher can be used to schedule an exam of the corresponding voucher type without needing to pay a fee.

Discount Voucher

The discount voucher reduces the cost of an exam and can be applied only for corresponding exams.

2. Выберите “Exam Voucher Name”, “Exam Method”, и подтвердите Вашу “ICT Academy”. Нажмите “Submit” и ждите подтверждения от администратора ИКТ Академии

Reasons for Application

1. The validity period of the certification exam voucher is 12 months. After the voucher is issued, it cannot be extended or refunded (the valid date starts from the date of issuance). The validity period of the discount voucher is subject to the corresponding release document.
2. Exam voucher expenses are settled internally on a monthly basis. The settlement unit price is subject to the latest unit price released by the Talent Development Department. The discount vouchers expenses are not settled.
3. If the expenses is covered by a beneficiary project, please enter the correct beneficiary project code.
- 4.If candidate go to the VUE or HCIE exam center to take the exam on site. For the exam method, please select Onsite. If candidate take the exam online on the iLearningX platform. For the exam method, please select Online.
5. Huawei certification type information: <https://e.huawei.com/en/talent/#/>
6. Huawei certification exam process: <https://e.huawei.com/en/talent/#/cert/rules>

Basic Information

* Voucher Type	Exam Voucher	<input type="button" value="Exam Voucher ..."/> HCIA-Datacom-vc <input type="button" value="Select"/>	* Exam Method ?	Online <input type="button" value="Cont"/>	
Exam Subject	HCIA-Datacom	Exam Code	H12-B11	Exam Type	Written examination
Country/Region	Russian Federation	<input type="button" value="ICT Academy"/> NUST MISIS			

Prompt ✕

Please confirm that the application information is correct. You will get the application result in 5 working days after the academy instructor's approval. The applicant must comply with the [Huawei ICT Academy Exam Voucher Management Regulations]
<https://e.huawei.com/en/talent/#/news/details?consultationId=1277>

Cancel
OK

Home > User Center > My Voucher > Application Record

Filter Item

* Voucher Type: VOUCHER Approval Result: Please select Application Status: Please select

Reset Search

Application Management

Recall Export Export Record Delete

Serial Number	Operate	Application Name	ID	Voucher Type	Applicant ID	Application Status	Approval Result	Current Approver	Status
1	Application/Application Details Voucher/Voucher Details			VOUCHER	unitest177	To be Approved	/	unitest034	/

3. Дождитесь подтверждения

Проверьте результаты вашей заявки “My Voucher”>“Application Record”

Home > User Center > My Voucher > Application Record

Filter Item

* Voucher Type: VOUCHER Approval Result: Pass Application Status: Please select

Reset Search

Application Management

Recall Export Export Record Delete

Serial Number	Operate	Application Name	ID	Voucher Type	Applicant ID	Application Status	Approval Result	Current Approver	Status
1	Application/Application Details Voucher/Voucher Details		2021062800004	VOUCHER	unitest177	Approval Completed	Pass	/	Released

4. Получите ваучер

Студент ИКТ Академии может войти в “My Voucher” in “User Center” чтобы проверить статус ваучера

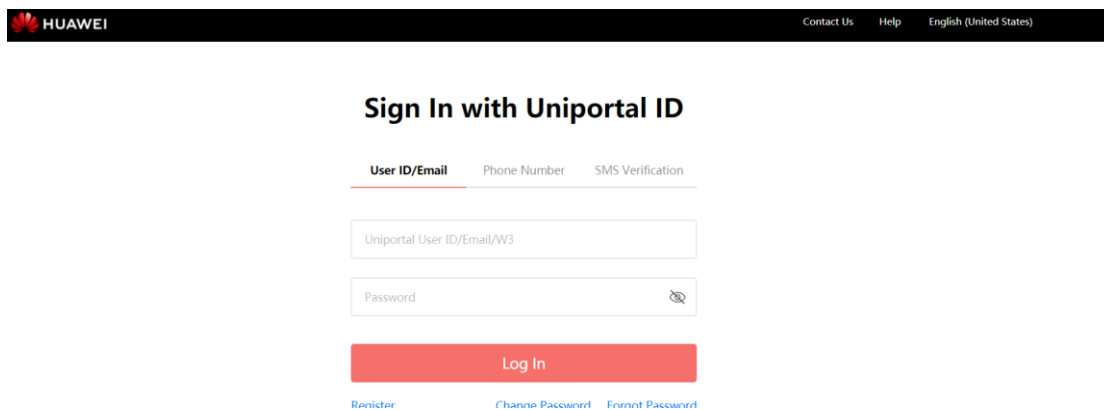
Инструкция по утверждению ваучера преподавателем (куратором) ИКТ Академии

Шаги по утверждению ваучеров

- | |
|--|
| 1. Доступ [Управление утверждением ваучеров] на платформе талантов |
| 2. Одобрите заявку на Ваучер |

1. Доступ [Управление утверждением ваучеров] на платформе талантов

Зайдите на сайт <https://e.huawei.com/ru/talent/#/> и войдите в личный кабинет



Нажмите на - [User id] - [Voucher Approval Management]

TALENT ONLINE Learning Certification Search All ICT Academy Learning Partner Enterprise User Center 中 EN

ICT Industry Masterclasses
 Take a look through the 'Window to the Future' to discover '5G Technologies'
 Time: Mon, 28 Jun 2021 11:00 CET
*Certificate of attendance awarded for participants completing a quiz

Register

Huawei ICT Academy

Registration/Certification/Renewal

ICT Academy Instructor

Registration/Teaching/Materials

ICT Academy Student

Registration/Learning/Materials

TALENT ONLINE Learning Certification Search All ICT Academy Learning Partner Enterprise User Center 中 EN

Home > User Center

User Center

My Course

My Competition

My Information

My Voucher(Old)

My Orders

My Certificate

My Appointment

My Experiments

My Classes

My Voucher

Education Center

Class Management

Voucher Approval Ma... 2

2. Одобрите заявку на получение ваучера

Выберите [Free Voucher] for[Application Type],нажмите [Search], затем выберите заявки в режиме ожидания [Application Record]

TALENT ONLINE Learning Certification Search All ICT Academy Learning Partner Enterprise User Center 中 EN

Voucher Approval Management

*Year Academy Appro... Applicant ID

Status Comment from A... Comment from H...

① Application Type Free Voucher Discount Voucher

Reset Search ②

Year	Quota Type	Academy's Total Quota (sheets)	Distributed (sheets)	Remaining(sheets)	Authorized Instructor
2021	Free Voucher	1000	/	1000	unitest032
2021	Discount Voucher	/	12	/	unitest032

④ Application Record

Approve/Reject

NO.	Operation	Year	Application Type	Applicant ID	Applicant's Last Name	Applicant's First Name	Application Time	Status	Academy Approver Account
③ 1	Application Details	2021						To be Approved	

Одобрите заявку и нажмите [OK]



Message notification

* Approval Result Pass No Pass

Approval Opinion

* I confirm that I have clearly understood the [Huawei ICT Academy Exam Voucher Management Regulations] and take responsibility for the authenticity of the applicants: <https://e.huawei.com/en/talent/#/news/details?consultationId=1277>

Approval Management

Message notification

Message notification

After the confirmation, please wait for Huawei's approval.

* Approval Res

Approval Opin

* I confirm that I have clearly understood the [Huawei ICT Academy Exam Voucher Management Regulations] and take responsibility for the authenticity of the applicants: <https://e.huawei.com/en/talent/#/news/details?consultationId=1277>

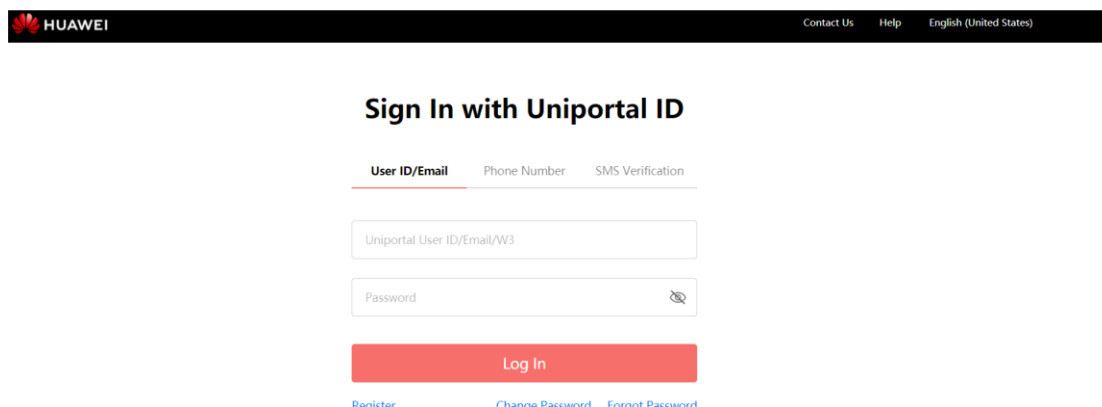
Инструкция по утверждению ваучера администратором ИКТ Академии

Шаги по утверждению ваучеров

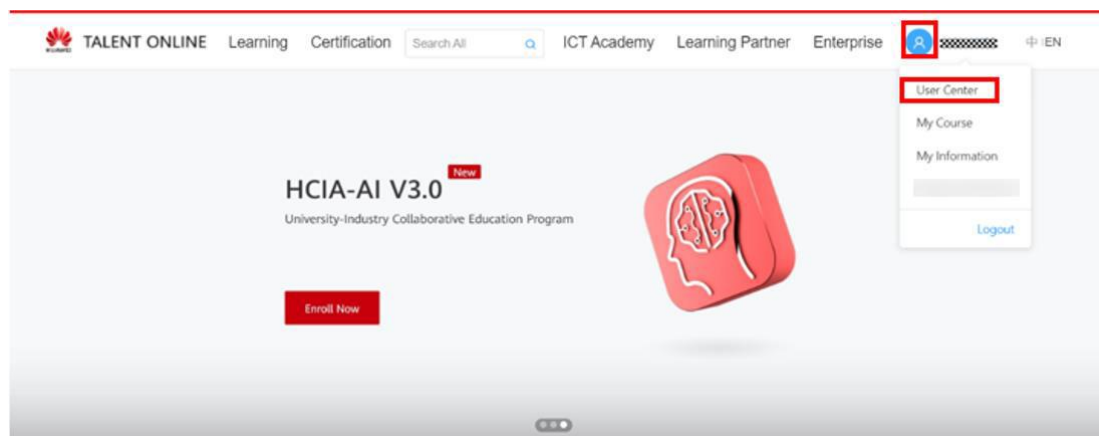
- | |
|---|
| 1. Доступ [Управление утверждением ваучеров] на платформе Talent online |
| 2. Одобрите заявку на Ваучер |
| 3. Разрешите преподавателю (куратору) Академии ИКТ получить доступ на утверждение Ваучера |

3. Доступ [Управление утверждением ваучеров] на платформе талантов

Зайдите на сайт <https://e.huawei.com/en/talent/#/> и войдите в личный кабинет



Нажмите на - [User id] - [Voucher ApprovalManagement]





TALENT ONLINE Learning Certification Search All ICT Academy Learning Partner Enterprise unitest106 中 IEN

My Course My Competition My Information My Voucher(Old)

My Orders My Certificate My Appointment My Experiments

My Classes My Voucher

Education Center

Class Management Associated Approval Academy Information Teacher Information

Student Information Voucher Approval Manage...

4. Одобрите заявку на Ваучер

Выберите [Application Type]-[Search] -отметьте ожидающие заявки в разделе[Application Record]-[Approve/Reject]

TALENT ONLINE Learning Certification Search All ICT Academy Learning Partner Enterprise 中 IEN

Voucher Approval Management

* Year 2021 Academy Approv... Enter ID Applicant ID Enter ID

Status Please select Comment from A... Please select Comment from H... Please select

Application Type Free Voucher Discount Voucher

Reset Search

Year	Quota Type	Academy's Total Quota (sheets)	Distributed (sheets)	Remaining(sheets)	Authorized Instructor
2021	Free Voucher	1000	/	1000	unitest032
2021	Discount Voucher	/	12	/	unitest032

Application Record

Approve/Reject

NO.	Operation	Year	Application Type	Applicant ID	Applicant's Last Name	Applicant's First Name	Application Time	Status	Academy Approver Account
1	Application Details	2021						To be Approved	

Утвердите заявки и нажмите [OK] для подтверждения

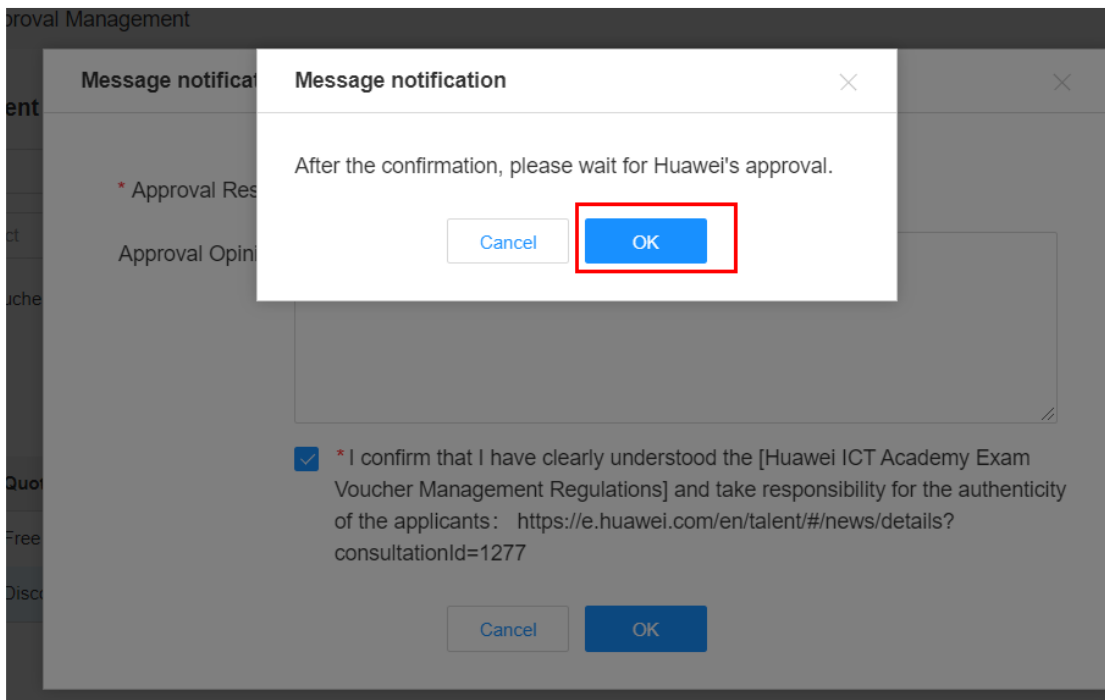
Message notification

* Approval Result Pass No Pass

Approval Opinion Please enter comments

I confirm that I have clearly understood the [Huawei ICT Academy Exam Voucher Management Regulations] and take responsibility for the authenticity of the applicants: <https://e.huawei.com/en/talent/#/news/details?consultationId=1277>

Cancel OK



5. Разрешите преподавателю (куратору) Академии ИКТ получить доступ на утверждение Ваучера

[User Center]-[Voucher Approval Management]-[Authorize Management]-введите ID инструктора (куратора) и нажмите [Search]-[OK]

